




Bellerive FCJ  
Catholic College  
Inspiring personal and academic excellence

# Year 9 Study Guide

Be  
**COURAGEOUS**



## END OF YEAR ASSESSMENTS

**15TH - 25<sup>TH</sup> JUNE 2026**

‘Strong in action, gentle in manner’

Marie Madeline D’Houet





## START EARLY

Don't wait until the night before. Begin by looking back over your classwork, notes, and homework so you know what topics you need to revise.

## MAKE A PLAN

Decide what you will revise each day. Try to revise in short sessions of around 20-30 minutes, with breaks in between.

## ASK FOR HELP


If there is something you don't understand, ask your teacher, a friend, or someone at home before the assessment.

## ACTIVE REVISION


Don't just read your notes. Make flashcards, create mind maps, use look-cover-write-check, write your own quiz questions, or explain the topic to someone else.

## TAKE CARE OF YOU

Get enough sleep, eat properly, drink water, and take breaks. Being calm, rested, and organised will help you do your best.



# Getting Test Ready



# Studying Do's and Don'ts

## Do's

Do choose a quiet, calm place to study where you can concentrate.

Do put your mobile phone away or on silent while you revise.

Do have your pens, books, notes, and water ready before you begin.

Do listen to calm background music if it helps you focus.

Do take short breaks away from your study space to rest your brain.



**TAKE A  
BREAK**



## Don't's

Don't study somewhere noisy or busy if it makes it hard to focus.

Don't keep checking messages, notifications, or social media.

Don't keep getting up to find things once you have started studying as you'll lose focus.

Don't listen to loud music, videos, or anything that distracts you.

Don't stay in the same place for hours without moving or having a break.







# Revision Techniques

## FLASHCARDS

01

Write a question or key word on one side and the answer or definition on the other. Test yourself regularly, especially on the cards you find hardest.



02


## MIND MAPS

Put the main topic in the middle of the page, then add key ideas, facts, examples, and links around it. This helps you see how ideas connect.

03

## QUIZ QUESTIONS

Write your own quiz questions to test what you can remember. Try creating a mixture of quick questions, multiple-choice questions, true or false statements, or questions that ask you to explain an idea. You can answer them later, ask someone at home to test you, or swap questions with a friend.



04



## LOOK, COVER, WRITE, CHECK


Look at a key fact, cover it up, write it from memory, then check if you got it right. This is useful for spellings, definitions, formulas, and key facts.

05

## TEACH SOMEONE ELSE


Explain a topic to a friend, family member, or even out loud to yourself. If you can teach it clearly, you probably understand it well.





## Subject: Art (Carousel Option)

**What will my assessment involve?**



**What topics do I need to revise?**

**What resources or techniques will help and support my revision?**

A plan in sketchbook including at least 3 or 4 sketches of your final piece of work based on the project theme 'Our city'. This will also be annotated explaining reasons for your choice of images and why you have selected the media you have.

- Good selection of images relating to Liverpool showing a personal response.
- Confident use of media/mixed media
- Evident that inspiration from critical sources/techniques used have been used.
- Successful use of composition – including background.
- Message in the overall piece of work created. Shown through selection of images and annotation.

You need to think about and print off images that you would like to use on your work. You will also need to consider the layout of the piece and what it will show about Liverpool.

For example, you may focus on iconic landmarks such as the Superlambanana and the Liver birds. You may focus on celebrities/music/football/cultural events in Liverpool or a combination of the above. You might decide to create your own 'mural' style piece about Liverpool. Examples of previous pupil responses will be shared in class.

Suitable images used and sourced by pupil relating to Liverpool.

A combination of successful media as shown in class. Work to your strengths using your favourite techniques and materials.





## Subject: Dance

The assessment focuses on physical, technical, and expressive skills, supporting progression towards the KS4 Dance curriculum.

### What will my assessment involve?



This assessment is designed to assess practical application of dance and to show their knowledge through written analytical skills. Students will complete:

1. Contemporary Dance Practical Assessment
2. Warm up leadership during lesson
3. Written assessment

### What topics do I need to revise?



Students should understand the terms and definitions of the following:

- Choreographic Intent
- Physical skills
- Expressive skills
- Mental skills
- Technical skills - Action, Space, Dynamic content



### What resources or techniques will help and support my revision?



Use the Padlet, handouts and homework quizzes to secure your knowledge and understanding of key dance terminology.

If you miss a theory lesson, catch up with work missed by checking in with your teacher, complete the work with the help of the Padlet.





## Subject: English

### What will my assessment involve?

You will be asked to read an extract from a fiction text and answer a variety of questions to show your understanding of the text.

You will also be asked to write a narrative (story) which will assess your writing skills – organisation, content, spelling, punctuation and grammar.

### What topics do I need to revise?

#### 1. Read lots of different texts and when you are reading ask yourself these questions:

- How has the writer created the setting of the story?
- How has the writer developed interesting characters?
- How has the writer created tension and excitement in the story?

#### 2. Practise writing descriptively and try to focus on using:

- Interesting similes and metaphors
- Powerful vocabulary and exciting verbs
- The senses to help the reader understand what you can see, hear, smell and feel

#### 3. Practise short writing tasks:

- Focus on writing a great opening,
- An interesting setting
- A tense moment




### What resources or techniques will help and support my revision?

- Sparx Reader homework and any reading that you do will help improve these skills.
- <https://www.bbc.co.uk/bitesize/topics/zn8tkmn>
- <https://www.youtube.com/watch?v=QzAJ3oxYdy4>
- <https://www.bbc.co.uk/bitesize/topics/zbh9fdm/watch/zwgm9ty>





## Subject: Food Technology



### What will my assessment involve?



The assessment will be 50 minutes long completed in class time. It will be based on the following topics:

- A section with 5 multiple choice one mark questions.
- A section on healthy eating – worth 6 marks.
- A section on cake making with 10 one mark questions.
- A section on pastry with a word bank worth 12 marks and 3 one mark questions.
- A section on other topics worth 11 marks.

The test will be marked out of a total score of 42.


### What topics do I need to revise?




- Multiple Choice questions on nutrition, health diseases, storage conditions for certain foods and methods of cooking.
- Healthy Eating – based on nutritional products and the impact of high sugar and fat foods in the diet.
- Cake Making – flavourings, colour, texture, function of sugar and decorating a cake.
- Pastry – Short crust and flaky pastry.
- Other- Differences between vegetarians and vegans, methods of cake making, advantages and disadvantages of a multicultural diet.


### What resources or techniques will help and support my revision?

- Class notes in green books
- Booklets
- Spider diagrams
- Food and nutrition - BBC Bitesize.






## Subject: Graphic Design



**What will my assessment involve?**



**What topics do I need to revise?**



**What resources or techniques will help and support my revision?**

Your assessment is a 50 minute, in class paper. The paper will include the following:

**1. Knowledge questions of Graphic Design:**

- **Keywords**
- **The role of a Graphic Designer**
- **Understanding visual communication**
- **Developing digital knowledge to create imagery**
- **Net box templates**
- **Recycling /Eco-friendly packaging**

These questions will be weighted:

**Retrieval questions – 1 mark**

**Analysis & Evaluation questions – 2 marks**

Look back at all the work we have done.


**Revise the following:**

- Keywords and their meaning.
- Tool bar icons when using Microsoft Publisher and Power Point.
- What is a net box template and what is it used for.
- Eco-friendly – why and how we can promote this.

You will need to look at the work you have done so far and saved in your Graphic Design folders.

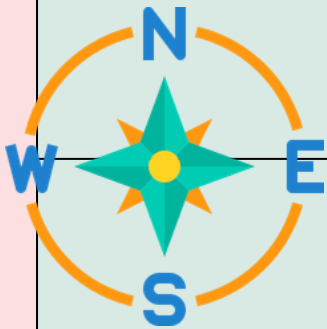
You also have work stored in your Graphic Design electronic folder on the computer.

Any homework you have submitted, look at the feedback (RAG or Deep Dive) and learn from this.



## Subject: Geography

**What will my assessment involve?**



Your assessment is a **1 hour in-class paper**.

You will be expected to demonstrate key geographical knowledge and skills:

- Define and use key terminology
- Explain geographical processes in detail
- Interpret maps, graphs and data (e.g. climate graphs, synoptic charts)
- Use case studies to support answers
- Evaluate geographical issues and make judgements
- Apply knowledge to unfamiliar scenarios

The quality of your written communication (SPaG) will be assessed.

**What topics do I need to revise?**

Revise key vocabulary and content from the following topics:

**Population**

- Demographic Transition Model (DTM)
- Population change and control
- Impacts of population decline

**Hazards**

- Why some places are more vulnerable
- Role of development and geography

**Russia**

- Climate (Yakutsk)
- Permafrost and its impacts
- Aral Sea environmental crisis (effects and evaluation)


**Weather and climate**

- Synoptic charts
- Air pressure, fronts and systems
- Types of cloud and associated weather



**What resources or techniques will help and support my revision?**

- Exercise books: review extended answers and feedback
- Practice interpreting graphs, maps and charts
- Revise case studies (Aral Sea, hazards, population policies)
- BBC Bitesize (weather, hazards, population)





## Subject: Health and Social Care




**What will my assessment involve?**

The total assessment will take 1 hour. This will include:-

One multiple choice question paper.

One assignment style question requiring a detailed written answer.



**What topics do I need to revise?**

The life stages of development – categories and age ranges.

The main aspects of physical, intellectual, emotional and social development (PIES).

PIES development in Infancy in detail.





**What resources or techniques will help and support my revision?**

Your word document titled 'Human lifespan development'.

Your Power Point presentation about PIES development in Infancy.

Revision booklet (A1) on Class Charts.

Infancy resources file on Class Charts.





# HISTORY

## Subject: History



### What will my assessment involve?

1 x 50 min written exam in class

This will include a range of questions ranging **from 2 - 9 marks.**

For example:

- Definitions – define a keyword and give an example of it
- Written questions requiring clear paragraphs and a conclusion
- Source Questions where you will be asked to use the content in the source and your own knowledge
- 3 x spag marks will be given across the paper




### What topics do I need to revise?

This exam will cover all parts of this year's topics.

Focus on the following:

- **Definitions of key words** for each topic – use your **Knowledge Organisers** to help with this (these will all be put on class charts)
- **Causes of World War I** (be able to give long term and short-term examples)
- **The Effects of World War I in Germany** (think about what happened to Germany at the end of the war)
- **Hitler's rise to power** (think about the reasons for this, what was going on in Germany and the rest of the world?)
- **The Holocaust** (What was it? Why did it happen? Who was the most responsible for it? Think about all the people involved not just Hitler)



### What resources or techniques will help and support my revision?

**Your exercise book should be your starting point.**

Also use other resources like **BBC bitesize** – see links below

Causes of World War One:

<https://www.bbc.co.uk/bitesize/topics/z4crd2p/articles/z9cvf82#zw8rbq>

The Effects of World War I on Germany

<https://www.bbc.co.uk/bitesize/topics/z94cwmn/articles/zwj9cmn#zmxjdp3>

Hitler's rise to power

<https://www.bbc.co.uk/bitesize/topics/zk94jxs/articles/zxr9kty#zxw2m39>

The Holocaust


<https://www.bbc.co.uk/bitesize/topics/zk94jxs/articles/zt48dp3#zxpvyvw>

[chrome-](#)

<extension://efaidnbmnnnibpcajpcgclefindmkaj/https://holocausteducation.org.uk/wp-content/uploads/2-6-things-short-lesson.pdf>



Use this information to write your own revision notes. This could be in the form of mind maps, flashcards, bullet points under each heading.





## Subject: Maths

### What will my assessment involve?


Your assessment is a **1 hour paper**.  
You will be expected to demonstrate key knowledge and skills in the following ways:

- Demonstrate understanding of methods you have learnt throughout the year.
- Understand key words and vocabulary.
- Understand 'command' words such as 'solve', 'simplify', etc.
- Show all steps of your working out.
- Answer reasoning problems in full sentences.
- Problem solve independently.




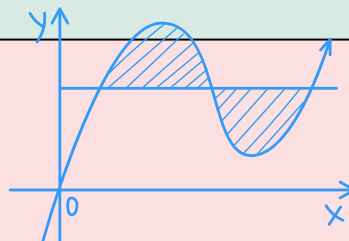

### What topics do I need to revise?

- Ratio and scale
- Multiplicative change
- Multiplying and dividing fractions
- Working on the cartesian plane (Straight line graphs)
- Collecting and representing data
- Tables and probability
- Shape – Area and circumference of circles, Translations, Reflections, Pythagoras' Theorem, Plans and Elevations
- Algebra – Solving, expanding, factorising and rearranging, geometric sequences
- Number Sense – Fractions, decimals and percentages
- Probability listing



### What resources or techniques will help and support my revision?

- The revision list shared on Class Charts Announcements containing Sparx Codes.
- Sparx independent learning – watch the videos and complete the questions including the Stretch and Challenge questions.
- Your completed mini quizzes throughout the year – cover up the answers with post it notes or paper and answer them again on separate paper to check you can remember the methods.
- Create revision cards of the formulae you have learned and test yourself.
- **Avoid cramming the night before; instead do 20 – 30 minutes of Maths questions a few times per week in the lead up to the assessments and remember to check your answers.**





Subject: RE

What will my assessment involve?

Your assessment is a **50-minute in-class paper**. It includes two types of questions:

**1. Knowledge questions**

You will need to give **clear, accurate definitions** of the key terms you have learned.

**2. Evaluation questions**

You will be given a statement and must:

- Present **more than one point of view**,
- Refer to **religious teachings or beliefs**,
- Reach a **reasoned judgement**.

These questions test your ability to **explain, analyse, and evaluate** different perspectives.



What topics do I need to revise?

Revise the following units:

- 9.1 Do humans have a special place in God's creation
- 9.2 What do Catholics believe about Mary
- 9.3 What am I being called to do
- 9.4 Why did Jesus die for our sin
- 9.5 How do we live in communion with each other




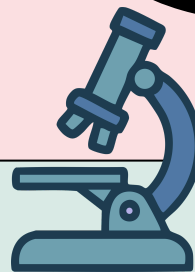
What resources or techniques will help and support my revision?

Use your **knowledge organisers** to revise – they include all the **keywords and key content** that will appear in the assessment.

You should also review your **exercise books**, as they contain your notes and examples from lessons.

Looking over **past assessments** will help you understand the question styles and how to structure strong answers.





## Subject: Science

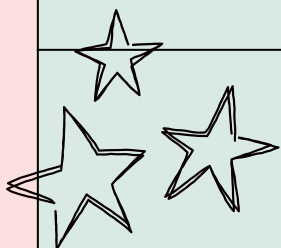
### What will my assessment involve?

Your assessment is one 50 minute paper in the exam hall.

There will be question on everything you have learnt since the start of year 9. Questions will test knowledge, application and skills.

The one assessment will cover:

- Biology
- Chemistry
- Physics



### What topics do I need to revise?

The following topics will be assessed:

**Biology**

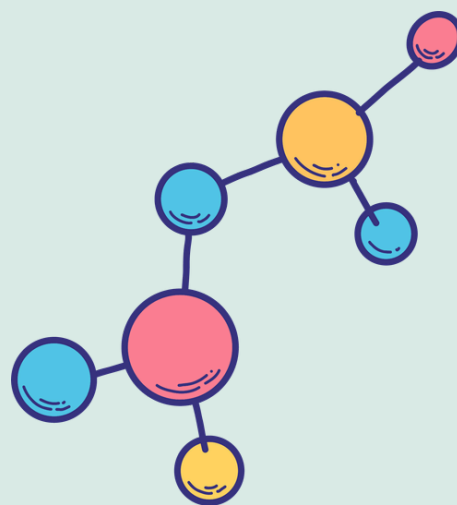


- Cells
- Structure and function of the human body
- Reproduction
- Health and Lifestyle
- Biological processes
- Ecosystems and adaptation
- Inheritance

**Chemistry**

- Particles and their behaviour
- Elements, atoms and compounds
- Reactions
- Acids and alkalis
- The periodic table
- Separation techniques
- Metals and other materials
- The Earth

**Physics**

- Forces
- Sound
- Light
- Space
- Electricity and magnetism
- Energy
- Motion and Pressure



### What resources or techniques will help and support my revision?

**Exercise books:** review notes from lessons.

**KS3 padlet-** [https://padlet.com/bellerivefcj\\_science/ks3-revision-71re7pwc8oxruly8](https://padlet.com/bellerivefcj_science/ks3-revision-71re7pwc8oxruly8)


**ClassCharts:** Set as Homework there is a more detailed revision list as well as some other resources, such as knowledge organisers.

**BBC bitesize**

**Biology** <https://www.bbc.co.uk/bitesize/subjects/z4882hv>

**Chemistry** <https://www.bbc.co.uk/bitesize/subjects/znxytyrd>

**Physics** <https://www.bbc.co.uk/bitesize/subjects/zh2xsbk>





## Subject: Spanish

### What will my assessment involve?

Your assessment is a **50-minute in-class paper**. It includes two types of questions:

- **Knowledge and skill questions**

You will carry out an assessment that is very familiar with the type of assessment that you have done so far this year, which means that it will have questions such as vocabulary, grammar, translation, reading and listening.

- **Speaking questions**

You will also have to prepare 6 questions prior to the assessment, which you'll then learn from memory.

### What topics do I need to revise?

Revise the vocabulary from the following modules:

- **Module 1:** Free time activities and a special birthday celebration
- **Module 2:** The world of work
- **Module 3:** Healthy lifestyle
- **Module 4:** Social and global issues
- **Module 5:** Madrid

**¡HOLA!**

### What resources or techniques will help and support my revision?

- **VIVA booklets:** focus mainly on the vocabulary pages at the end of each module.
- **Exercise books:** review your notes from lessons.
- **Knowledge Organisers:** they contain key words and structures divided into

