




Bellerive FCJ
Catholic College
Inspiring personal and academic excellence

Year 7 Study Guide

Be
COURAGEOUS



END OF YEAR ASSESSMENTS

15TH - 25TH JUNE 2026

‘Strong in action, gentle in manner’

Marie Madeline D’Houet





START EARLY

Don't wait until the night before. Begin by looking back over your classwork, notes, and homework so you know what topics you need to revise.

MAKE A PLAN

Decide what you will revise each day. Try to revise in short sessions of around 20-30 minutes, with breaks in between.

ASK FOR HELP


If there is something you don't understand, ask your teacher, a friend, or someone at home before the assessment.

ACTIVE REVISION

Don't just read your notes. Make flashcards, create mind maps, use look-cover-write-check, write your own quiz questions, or explain the topic to someone else.

TAKE CARE OF YOU

Get enough sleep, eat properly, drink water, and take breaks. Being calm, rested, and organised will help you do your best.



Getting Test Ready



Studying Do's and Don'ts

Do's


Do choose a quiet, calm place to study where you can concentrate.

Do put your mobile phone away or on silent while you revise.

Do have your pens, books, notes, and water ready before you begin.

Do listen to calm background music if it helps you focus.

Do take short breaks away from your study space to rest your brain.



**TAKE A
BREAK**



Don't's

Don't study somewhere noisy or busy if it makes it hard to focus.

Don't keep checking messages, notifications, or social media.

Don't keep getting up to find things once you have started studying as you'll lose focus.

Don't listen to loud music, videos, or anything that distracts you.

Don't stay in the same place for hours without moving or having a break.






Revision Techniques

FLASHCARDS

01


Write a question or key word on one side and the answer or definition on the other. Test yourself regularly, especially on the cards you find hardest.



02

MIND MAPS


Put the main topic in the middle of the page, then add key ideas, facts, examples, and links around it. This helps you see how ideas connect.



03

QUIZ QUESTIONS

Write your own quiz questions to test what you can remember. Try creating a mixture of quick questions, multiple-choice questions, true or false statements, or questions that ask you to explain an idea. You can answer them later, ask someone at home to test you, or swap questions with a friend.



04



LOOK, COVER, WRITE, CHECK



Look at a key fact, cover it up, write it from memory, then check if you got it right. This is useful for spellings, definitions, formulas, and key facts.

05

TEACH SOMEONE ELSE

Explain a topic to a friend, family member, or even out loud to yourself. If you can teach it clearly, you probably understand it well.





Subject: Art

What will my assessment involve?

Your assessment is a 50 minute, in class set drawing task.

- Still Life – ‘Art Materials’
- A5 size
- Tonal Pencil Study

You will be marked based of the Success Criteria:

- Variety of tone
- Observational skills
- Mark making skills
- Scaling up without using a grid – just by eye.
- Composition



What topics do I need to revise?

You will need to look back at your workbook from September and the pencil drawing, tone and mark making work you have been doing throughout the year

You should revise the following:

- Observational techniques
- Gradual Tone – from; white – light – medium- darker medium- dark
- Spatial awareness
- Negative shapes
- Positive shapes



What resources or techniques will help and support my revision?

You can practise some observational drawing at home and further develop them during your art lessons.

If you have some graded pencils, that will help you to create a variety of tone.

You can practise using a rubber as a drawing tool to create highlights and detail.

Use your mark making skills.





Subject: DT Carousel


What will my assessment involve?



Your assessment is a 50 minute, in class paper.
The paper will include the following:

1. Knowledge questions of your carousel subjects:

- Food Technology
- Graphics
- Product Design
- Textiles



These questions will vary in marks allocated for each:

Retrieval Questions – 1 mark

Analysis & Evaluation – 2 marks .

What topics do I need to revise?

You will need your green DT carousel books to look back at the work you have done in each of the subjects (Food Technology, Graphics, Product Design and Textiles)


You should revise the following:

- Health & Safety Rules in the workshop, food room and textiles room.
- Fabric characteristics or/and fabric care labels
- Identifying sewing stitches
- Identifying workshop tools & equipment used in the workshop
- Software programmes used when creating images and doing research on the computer
- Understanding the role of a Graphic Designer/Illustrator
- The Eatwell Guide
- Subject specific keywords

What resources or techniques will help and support my revision?

You will need to review your green exercise book, the one you have used throughout your DT carousel subjects.

Also, any printed worksheets you have been given to work on eg; Food Evaluation sheets, Health and Safety rules, keywords and their meanings sheets, identification of basic sewing stitches and homework tasks.





Subject: DRAMA


What will my assessment involve?

- You and your class will perform your prepared extract from either 'The Witches' or 'The Twits' to your teacher.
- You will perform without your script and prepare your character intentions before hand by filling in your homework sheet.
- You will also complete a written reflection of your performance.
- Lastly, you will complete an online quiz to show your knowledge and understanding of the drama skills and devices you have learnt this year.

SHOW
TIME

What topics do I need to revise?

- Vocal skills
- Physical skills
- Drama Devices
- Line Learning



What resources or techniques will help and support my revision?

You can use the Padlet, your drama booklet and your homework to prepare for the practical performance, the written reflection and the quiz.





Subject: English

What will my assessment involve?

You will be asked to read an extract from a fiction text and answer a variety of questions to show your understanding of the text.

You will also be asked to write a narrative (story) which will assess your writing skills – organisation, content, spelling, punctuation and grammar.

What topics do I need to revise?

1. Read lots of different texts and when you are reading ask yourself these questions:

- How has the writer created the setting of the story?
- How has the writer developed interesting characters?
- How has the writer created tension and excitement in the story?

2. Practise writing descriptively and try to focus on using:

- Interesting similes and metaphors
- Powerful vocabulary and exciting verbs
- The senses to help the reader understand what you can see, hear, smell and feel

3. Practice short writing tasks:



- Focus on writing a great opening,
- An interesting setting
- A tense moment



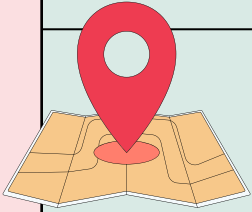
What resources or techniques will help and support my revision?

- Sparx Reader homework and any reading that you do will help improve these skills.
- <https://www.bbc.co.uk/bitesize/topics/zn8tkmn>
- <https://www.youtube.com/watch?v=QzAJ3oxYdy4>
- <https://www.bbc.co.uk/bitesize/topics/zbh9fdm/watch/zwgm9ty>





Subject: Geography

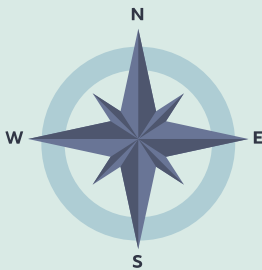


What will my assessment involve?

Your assessment is a **1 hour in-class paper**.

You will be expected to demonstrate key historical knowledge and skills in the following ways:

- Define key geographical terms
- Use map skills (grid references, direction, symbols, contour lines)
- Describe and explain geographical patterns (e.g. population, climate)
- Interpret maps and figures
- Explain geographical processes (e.g. urbanisation, water cycle)
- Use a case study (Liverpool) to support extended answers
- The quality of your written communication will be assessed, including spelling, punctuation and clarity.



What topics do I need to revise?

Revise key vocabulary and content from the following topics:

Geographical skills

- OS maps, symbols, grid references, contour lines

The UK

- Countries of the UK
- Urban vs rural areas
- Population distribution
- Climate
- Relief (topography)

Urbanisation (Liverpool case study)

- Urbanisation
- Counter-urbanisation
- Suburbanisation
- Reurbanisation



Physical geography

- The water cycle
- Key processes (evaporation, condensation, precipitation, infiltration)



What resources or techniques will help and support my revision?

- Exercise books: review lesson notes and diagrams
- Practice OS map questions
- Revise case study facts (Liverpool)
- BBC Bitesize (UK geography, rivers, urbanisation)






HISTORY

Subject: History

What will my assessment involve?



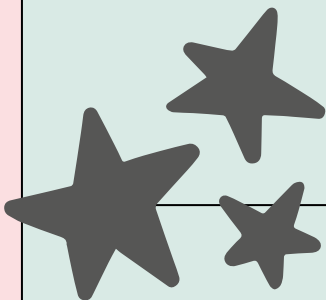
Your assessment is a **50-minute in-class paper**.

You will be expected to demonstrate key historical knowledge and skills in the following ways:

- Define keywords.
- Explain why events have happened in the past. This is the key concept of causation.
- Present your own judgement to explain historical events.
- Assess source material to make inferences.

The quality of your written communication will be assessed in all your responses. You should take particular care with your spelling, punctuation and grammar, as well as the clarity of expression.

What topics do I need to revise?



Revise key vocabulary and content from the following topics:

What is history?

- It is important to understand the following key concepts within history – chronology, bias, primary and secondary sources, and evidence.

What has been the impact of foreign settlers on Britain?

- Describe the reasons why different migrant groups settled in Britain.

What was the impact of the Norman conquest?

- The Battle of Hastings 1066.
- Who fought during the battle?
- Describe the reasons for William's victory.




How important was medieval religion?

- What were doom paintings?
- What were the Crusades?
- What caused the Crusades?



What resources or techniques will help and support my revision?

- **Exercise books:** review your notes from lessons.
- **Knowledge organisers:** these contain key words and content and have been shared with you via Classcharts.
- BBC Bitesize - The Crusades. Click on the link - <https://www.bbc.co.uk/bitesize/topics/zgs2qfr>
- BBC Bitesize – The Battle of Hastings. Click on the link - <https://www.bbc.co.uk/bitesize/topics/zshtyrd/articles/z9mw8hv#zjpm7yc>



Subject: Year 7 ICT

What will my assessment involve?

Your assessment is an

ONLINE MULTIPLE CHOICE ASSESSMENT

You will be presented with questions on topics we have covered throughout the year.

You will choose the correct answer from several incorrect answers.

What topics do I need to revise?

Topics to be revised are:


- Logging on and file management
- Esafety
- Hardware and Software
- Algorithms and Flowcharts
- Sources of information
- Spreadsheets – features of
- Databases – features of


What resources or techniques will help and support my revision?

· Revision materials that have been provided on Class Charts. Please use the materials provided.

· BBC bitesize KS3 ICT section

<https://www.bbc.co.uk/bitesize/subjects/z8mtsbk>





Subject: Maths

What will my assessment involve?



Your assessment is a **1 hour paper**.

You will be expected to demonstrate key knowledge and skills in the following ways:

- Demonstrate understanding of methods you have learnt throughout the year.
- Understand key words and vocabulary.
- Understand 'command' words such as 'solve', 'simplify', etc.
- Show all steps of your working out.
- Answer reasoning problems in full sentences.
- Problem solve independently.



What topics do I need to revise?

- Sequences
- Algebraic Notation
- Equality and Equivalence
- Place value
- Fractions, Decimals and Percentages
- Angles
- Ratio
- Statistic representations and values
- Shape
- Probability
- Proof




What resources or techniques will help and support my revision?

- The revision list shared on Class Charts Announcements containing Sparx Codes.
- Sparx independent learning – watch the videos and complete the questions including the Stretch and Challenge questions.
- Your completed mini quizzes throughout the year – cover up the answers with post it notes or paper and answer them again on separate paper to check you can remember the methods.
- Create revision cards of the formulae you have learned and test yourself.
- **Avoid cramming the night before; instead do 20 – 30 minutes of Maths questions a few times per week in the lead up to the assessments and remember to check your answers.**





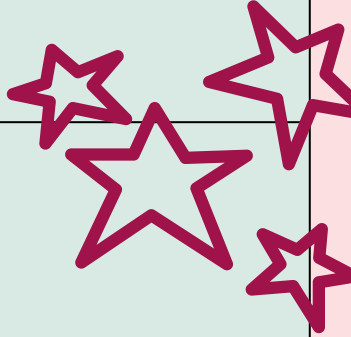
Subject: MUSIC



What will my assessment involve?




- The performing element is assessed throughout the year, so your assessment will be based on your progress chart in your Keyboard Skills booklet.
- The composing element consists of the melody you wrote during the year. The rhythm piece you completed is also assessed.
- You will have a short test based on:
 - Notes on the Piano
 - Notes on the Treble Clef
 - Rhythmic dictation

What topics do I need to revise?

- Notes on the Piano
 - Notes on the Treble Clef
 - Rhythmic Dictation
- 

What resources or techniques will help and support my revision?

Revision links have been posted onto ClassCharts





Subject: RE

What will my assessment involve?

Your assessment is a **50-minute in-class paper**. It includes two types of questions:

1. Knowledge questions

You will need to give **clear, accurate definitions** of the key terms you have learned.

2. Evaluation questions

You will be given a statement and must:

- Present **more than one point of view**,
- Refer to **religious teachings or beliefs**,
- Reach a **reasoned judgement**.

These questions test your ability to **explain, analyse, and evaluate** different perspectives.

What topics do I need to revise?

Revise the following units:

7.1 What relationship should humans have with creation

7.2 How does God reveal himself to us

7.3 Who is Jesus

7.4 Why is the Eucharist the Source and Summit of Christian life

7.5 How does the Holy Spirit animate us today

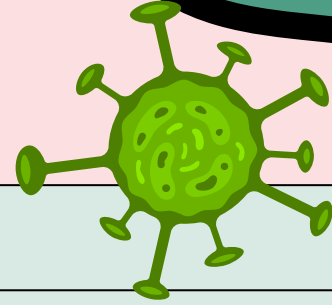
What resources or techniques will help and support my revision?

Use your **knowledge organisers** to revise – they include all the **keywords and key content** that will appear in the assessment.

You should also review your **exercise books**, as they contain your notes and examples from lessons.

Looking over **past assessments** will help you understand the question styles and how to structure strong answers.





Subject: Year 7 Science


What will my assessment involve?

Your assessment is one 50 minute paper in the exam hall.

There will be question on everything you have learnt since the start of year 7. Questions will test knowledge, application and skills.

The one assessment will cover:

Biology
Chemistry
Physics
Working scientifically



What topics do I need to revise?

The following topics will be assessed:

Biology

Breathing system
Unicellular organisms
Skeletal system

Chemistry

Atoms
Elements, compounds and mixtures
Properties of elements
State Changes
Melting/boiling points
Combustion


Physics

Balanced and unbalanced forces
Speed
Friction

Energy transfers


Working scientifically

Naming equipment/apparatus
Hazard symbols



$$F = ma$$

$$a = 9$$



Exercise books: review notes from lessons.

KS3 padlet- https://padlet.com/bellerivefcj_science/ks3-revision-71re7pwc8oxruly8

ClassCharts: Set as Homework there is a more detailed revision list as well as some other resources, such as knowledge organisers.

BBC bitesize

Biology

Breathing system- <https://www.bbc.co.uk/bitesize/articles/zk9t6g8#zm33f82>

Unicellular organisms- <https://www.bbc.co.uk/bitesize/topics/znyycdm/articles/zkm7wnb>

Skeletal system - <https://www.bbc.co.uk/bitesize/articles/zgbddp3>

Chemistry

Atoms

Elements, compounds and mixtures-

<https://www.bbc.co.uk/bitesize/topics/zstp34j/articles/zngddp3>

Properties of elements

State Changes - <https://www.bbc.co.uk/bitesize/articles/zyhntnd>

Melting/boiling points

Combustion - <https://www.bbc.co.uk/bitesize/articles/zcwxcj6>

Physics

Balanced and unbalanced forces -

<https://www.bbc.co.uk/bitesize/guides/z78nb9q/revision/3>

Speed- <https://www.bbc.co.uk/bitesize/articles/zw9qwnb>

Friction - <https://www.bbc.co.uk/bitesize/articles/z6s4r2p>

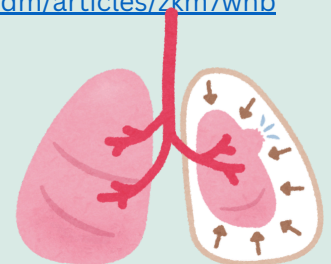
Energy transfers - <https://www.bbc.co.uk/bitesize/topics/zm9mxbk/articles/zmxrbqt>


Working scientifically

Naming equipment/apparatus - <https://www.bbc.co.uk/bitesize/articles/zrf2qfr>

Hazard symbols - <https://www.bbc.co.uk/bitesize/articles/z794g7h>

What resources or techniques will help and support my revision?





Subject: Spanish

What will my assessment involve?

Your assessment is a **50-minute in-class paper**. It includes two types of questions:

- **Knowledge and skill questions**

You will carry out an assessment that is very familiar with the type of assessment that you have done so far this year, which means that it will have questions such as vocabulary, grammar, translation, reading and listening.

- **Speaking questions**

You will also have to prepare 6 questions prior to the assessment, which you'll then learn from memory.



What topics do I need to revise?

Revise the vocabulary from the following modules:

- **Module 1:** Basic personal information
- **Module 2:** Free time activities
- **Module 3:** School life
- **Module 4:** Describing family/friends and where you live



¡HOLA!

What resources or techniques will help and support my revision?

- **VIVA booklets:** focus mainly on the vocabulary pages at the end of each module.
- **Exercise books:** review your notes from lessons.
- **Knowledge Organisers:** they contain key words and structures divided into

